

Dec 2016 Quarter Results

RESULTS RECKONER

Quarter ended Dec 31, 2016; Common sample of 155 companies (results available of 155)

SALES

Dec 31, '15	-9.31%	₹1,67,251.20 cr	
Dec 31, '16	11.59%	₹1,86,633.39 cr	

NET PROFIT



Dec 31, '15	21.38%	₹24,557.49 cr	
Dec 31, '16	1.14%	₹24,837.94 cr	

Companies which have reported zero sales are excluded
Data compiled by BS Research Bureau; Source: Capitaline

RESULTS RECKONER

Quarter ended Dec 31, 2016; Common sample of 569 companies (results available of 614)

SALES

Dec 31, '15	-5.23%	₹6,01,030.58 cr	
Dec 31, '16	9.62%	₹6,58,839.90 cr	

NET PROFIT



Dec 31, '15	12.49%	₹60,920.35 cr	
Dec 31, '16	17.95%	₹71,852.56 cr	

Companies which have reported zero sales are excluded
Data compiled by BS Research Bureau; Source: Capitaline

RESULTS RECKONER

Quarter ended Dec 31, 2016; Common sample of 1804 companies (results available of 1946)

SALES

Dec 31, '15	-3.48%	₹12,27,914.49 cr	
Dec 31, '16	8.64%	₹13,34,045.83 cr	

NET PROFIT

Dec 31, '15	-7.69%	₹75,816.54 cr	
Dec 31, '16	33.04%	₹1,00,864.04 cr	

Companies which have reported zero sales are excluded
Data compiled by BS Research Bureau; Source: Capitaline